

Week 2 Lesson 1

Oral Counting: 0 to 40 40 to 0

Counting objects on the worksheet :

Number Fun.

Count the numbers inside that match the big number. Write the total in the box.

Put these numbers in order from smallest to biggest. Use your number chart to help you.

12 19 5 20

--	--	--	--	--

7 2 19 8

--	--	--	--

11 10 16 14

--	--	--	--

Minus means to take away. We have done minus story sums. Another word for minus is subtract.

So, when you do subtraction, you are taking away. You are doing a minus sum.

You know that this is how we write a plus (addition) sign $+$

This is how we write a minus (subtraction) sign $-$

It is nearly like a plus, but one of the lines has been taken away. When we subtract, we always take away!


So, $5 - 3 = \boxed{2}$ means 5 take away 3.



I have 5. I cross off 3 to show that I have taken them away. I am left with 2.

So, $5 - 3 = 2$

CROSS OUT




how many?

4

cross out 2.

$$4 - 2 =$$


2



how many?

cross out 1.


$$6 - 1 =$$



how many?

cross out 3.


$$5 - 3 =$$



how many?

cross out 5.

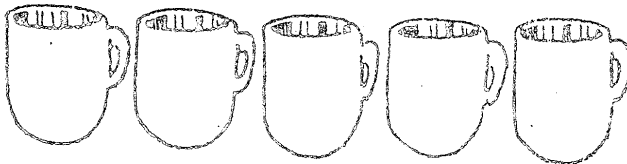
$$5 - 5 =$$



how many?

cross out 1.

$$6 - 1 =$$

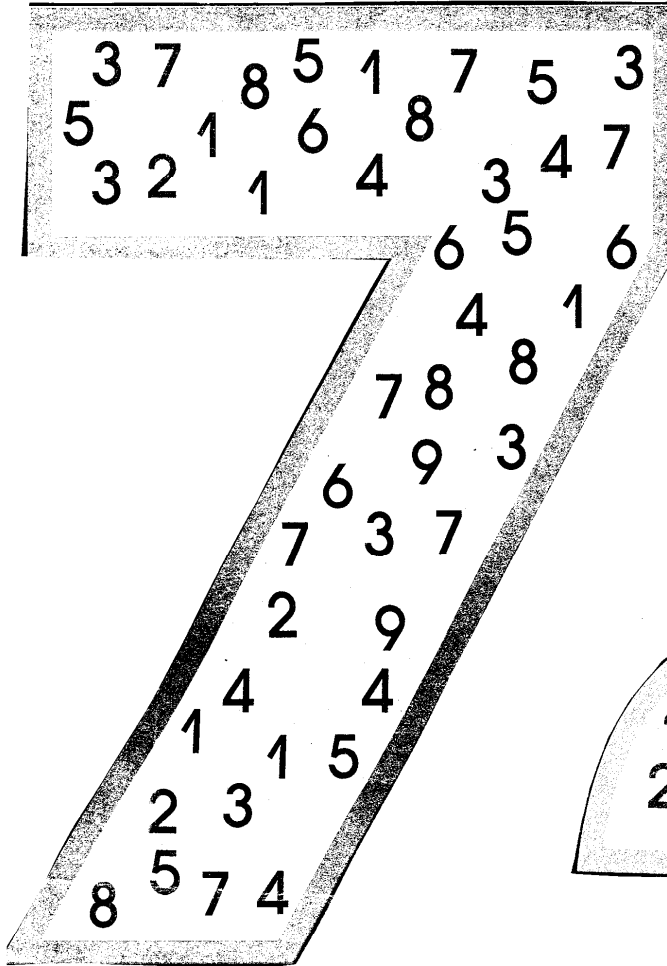


how many?

cross out 4.

$$5 - 4 =$$

Number Fun



Look at the number and circle each number inside that matches it. Then write your total in the box.

I found 3s

I found 7s

