

MATHEMATICS – GRADE 2

WEEK 1 - DAY 1

Good morning to all my clever Maths wizards!

I hope you are all well and that you have got your thinking caps on.

1. Measurement:

Do you remember the difference between a date and a day?

An example of a date is 10 April 2020.

An example of a day is Friday.

What is the date today? 20 April 2020

What was the date yesterday? 19 April 2020

What will the date be tomorrow? 21 April 2020

What day is it today? Monday

What day was it yesterday? Sunday

What day will it be tomorrow? Tuesday

2. Counting:

I have ____ beds in my house.

I have ____ teaspoons in my house.

I have ____ shoes in my house. Count everybody's shoes!

I have ____ windows in my house.

I have ____ books in my room.

**Your own
answers.**

3. Bonds:

Keep learning and practising your bonds this whole week.


You must be able to know the answers without using your 200 chart.

You need to practise +1, +2, +3, +4 and +5.

4. Problem solving:

Read the story carefully. Draw a picture and then write your number sentence.

Levi has 5 sweets in each of his 4 bags. How many sweets does he have altogether?



Number sentence: $5 + 5 + 5 + 5 = 20$

5. Sums:

We are going to practise plus and minus sums. You may use your 200 charts. Remember, plus means we are counting on, we are counting forwards and we are moving to the right on our 200 chart. Minus means we are counting backwards so we move to the left on our 200 chart.

$$16 + 5 = \underline{21}$$

$$0 + 12 = \underline{12}$$

$$26 - 26 = \underline{0}$$

$$2 + 19 = \underline{21}$$

$$18 - 0 = \underline{18}$$

$$15 - 8 = \underline{7}$$

$$1 + 15 = \underline{16}$$

$$18 + 12 = \underline{30}$$

$$29 - 13 = \underline{16}$$

$$40 + 9 = \underline{49}$$

$$22 - 11 = \underline{11}$$

$$34 - 9 = \underline{25}$$

$$23 - 10 = \underline{13}$$

$$3 + 20 = \underline{23}$$

$$24 - 12 = \underline{12}$$

CONGRATULATIONS GRADE 2'S, you have completed your first lockdown Maths lesson!

I will post the memos (that means the answers) on Friday so that you can check your answers and see how well you have done.

MATHEMATICS – GRADE 2

WEEK 1 – DAY 2

A very beautiful Maths morning to you all!

Let's get started right away!

Date: 21 April 2020

Day: Tuesday

1. Counting:

Let us use our counting skills to find as many things in your bedroom that are a certain colour.

I counted _____ things that are blue.

I counted _____ things that are yellow.

I counted _____ things that are red.

**Your own
answers**

Now choose your own colour. Don't use the colours I have already used.

I counted _____ things that are _____.

2. Numbers:

Say the following numbers out aloud and then find them on you 200 chart.

145

132

100

127

108

119

121

3. More numbers:

What number comes after 77? 78

What number comes before 99? 98

What number comes before 60? 59

What number comes after 100? 101

What number comes between 122 and 124? 123

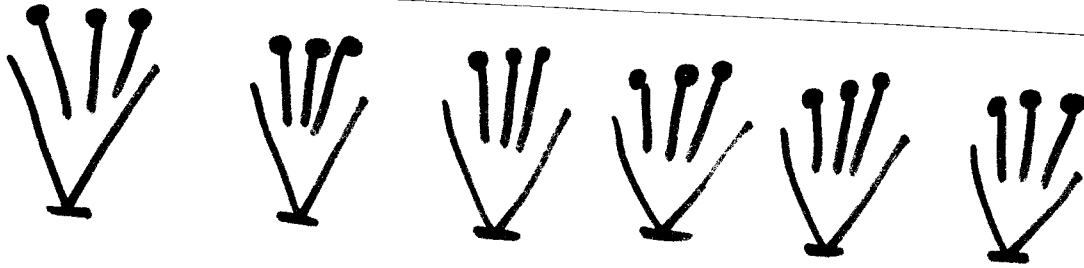
4. Bonds:

Keep learning and practising your bonds this whole week. You must be able to know the answers without using your 200 chart. You need to practise +1, +2, +3, +4 and +5.

5. Problem solving:

Read the story carefully. Draw a picture and then write your number sentence.

My teacher has 6 vases. She puts 3 flowers into each vase. How many flowers does my teacher have?



Number sentence: $3 + 3 + 3 + 3 + 3 + 3 = 18$

6. Breaking down and building up numbers:

I hope you all remember when we used our flard cards in class. We used them to build up and break down numbers. The small number takes the place of the zero.

50

7

5 7

So, when we build up a number, we say $50 + 7 = 57$

When we break down a number, we say $57 = 50 + 7$

Let's try some building up. You can easily do these without your 200 chart!

$$20 + 8 = \underline{28}$$

$$30 + 2 = \underline{32}$$

$$50 + 8 = \underline{58}$$

$$5 + 40 = \underline{45}$$

$$10 + 6 = \underline{16}$$

$$1 + 20 = \underline{21}$$

Let's try some breaking down.

For example: $26 = 20 + 6$

$$34 = 30 + \underline{4}$$

$$19 = 10 + \underline{9}$$

$$23 = \underline{20} + 3$$

$$47 = \underline{40} + \underline{7}$$

$$22 = \underline{20} + \underline{2}$$

$$16 = \underline{10} + \underline{6}$$

$$51 = \underline{50} + \underline{1}$$

$$13 = \underline{10} + \underline{3}$$

$$35 = \underline{30} + \underline{5}$$

I hope you had fun. Remember to check your answers on Friday.

Stay healthy and keep washing those little hands!

MATHEMATICS – GRADE 2

WEEK 1 – DAY 3

Good morning Maths boffins!

Are you ready to get started? YES / NO

Date: 22 April 2020

Day: Wednesday

1. Counting:

Count the number of flowers in each block.
Hint: Count in ten's and then in ones.

For example:



We count like this - 10 20 21 22 23

Answer: 45	Answer: 39	Answer: 62	Answer: 109

2. Numbers:

Say the following numbers out aloud and then find them on you 200 chart.

150

112

139

124

141

106

135


3. Bonds:

Keep learning and practising your bonds this whole week. You must be able to know the answers without using your 200 chart. You need to practise +1, +2, +3, +4 and +5.

4. Problem solving:

Read the story carefully. Draw a picture and then write your number sentence.

Ndzhaka has 4 apple trees. Each tree has 6 apples on it. How many apples does Ndzhaka have?



Number sentence: $6 + 6 + 6 + 6 = 24$

5. Repeated addition and subtraction:

This is when we keep adding (+) or subtracting (-) the same number. It is like counting forwards or backwards, so you might not even need your 200 chart.

$$2 + 2 + 2 + 2 + 2 + 2 = \underline{12}$$

$$11 - 1 - 1 - 1 - 1 - 1 - 1 - 1 = \underline{4}$$

$$5 + 5 + 5 + 5 + 5 = \underline{25}$$

$$3 + 3 + 3 + 3 + 3 + 3 + 3 = \underline{21}$$

$$100 - 10 - 10 - 10 - 10 - 10 - 10 - 10 = \underline{40}$$

$$4 + 4 + 4 + 4 = \underline{16}$$

$$1 + 1 + 1 + 1 + 1 + 1 + 1 + 1 + 1 + 1 + 1 + 1 + 1 + 1 + 1 = \underline{15}$$

$$10 + 10 + 10 + 10 + 10 + 10 = \underline{60}$$

Well done clever grade two's! Lockdown lesson 3 is done!

Check your answers on Friday.

We miss you all lots!

MATHEMATICS – GRADE 2

WEEK 1 – DAY 4

A very good morning to all our grade two's!
I have a good feeling that you have all been working very hard!

Date: 23 April 2020

Day: Thursday

1. Counting:

We are counting in 1's but you need to decide if we are counting forwards or backwards.

56 57 58 59 60 61 62 63 64 65 66
97 98 99 100 101 102 103 104 105 106 107
150 149 148 147 146 145 144 143 142 141 140
70 71 72 73 74 75 76 77 78 79 80
115 116 117 118 119 120 121 122 123 124 125

2. My own sums:

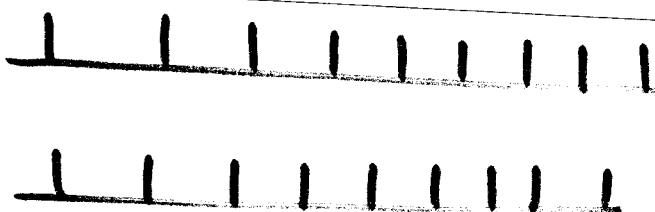
Make up 10 of your own sums. All your sums must have an answer of 10. Your sums can be plus or minus.

Look at my two examples: $13 - 3 = 10$ or $5 + 2 + 3 = 10$	
1. <u>Your own</u>	6.
2. <u>Sums</u>	7.
3.	8.
4.	9.
5.	10.

3. Problem solving:

Read the story carefully. Draw a picture and then write your number sentence.

Neo plants 2 rows of roses. She plants 9 roses in each row. How many roses does Neo have?



Number sentence: $9 + 9 = 18$

4. Bonds:

Week 1: Day 4 – page 2

Ask an adult to time you to see how fast you can do your bonds. You may not use your 200 chart. Work as quickly as you can!

TAKE A DEEP BREATH!! READY? GET SET!!

GOOOOO!!

$4 + 4 = 8$

$8 + 4 = 12$

$19 + 1 = 20$

$5 + 2 = 7$

$11 + 4 = 15$

$7 + 3 = 10$

$0 + 5 = 5$

$8 + 5 = 13$

$16 + 4 = 20$

$9 + 2 = 11$

$2 + 4 = 6$

$12 + 5 = 17$

$1 + 4 = 5$

$17 + 1 = 18$

$3 + 4 = 7$

$6 + 2 = 8$

$15 + 4 = 19$

$9 + 4 = 13$

$3 + 5 = 8$

$7 + 5 = 12$

$3 + 5 = 8$

$5 + 4 = 9$

$19 + 1 = 20$

$8 + 4 = 12$

$14 + 5 = 19$

$5 + 3 = 8$

$10 + 4 = 14$

$13 + 4 = 17$

$9 + 1 = 10$

$14 + 5 = 19$

My time was _____

I hope your time was faster than a jumbo jet!

Are you happy with your time? YES / NO

Check your answers tomorrow.