

## Week 2 Lesson 2

Oral Counting: 0 to 50    50 to 0

Find these numbers on your number chart.

Say them and write them.

25	36	16	40	23	9	37	35	42	44
----	----	----	----	----	---	----	----	----	----

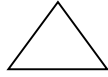

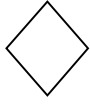

Use your number chart to help you:

What is 2 more than 6? \_\_\_\_\_


What is 2 more than 8? \_\_\_\_\_

What is 2 more than 4? \_\_\_\_\_

Complete the shape patterns. Colour them so that the colours also make a pattern that repeats. If you have 3 shapes, you must use 3 different colours. Eg. red square, yellow triangle, blue circle, red square, yellow triangle, blue circle and so on.



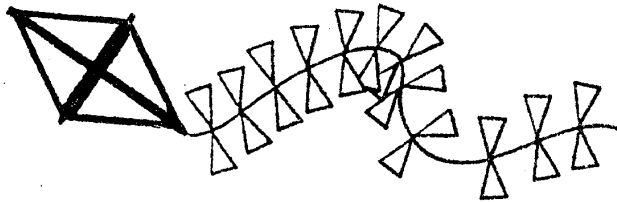
# Subtraction: Complete the minus worksheet



How many buckets?  
Chris took 4.

How many left?

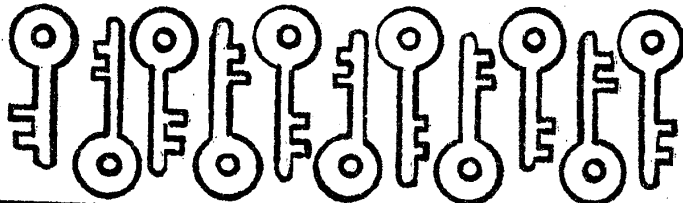
- 4 =



How many bows?  
7 fall off.

How many left?

-  =



How many keys?  
Allen loses 6 keys.

How many left?

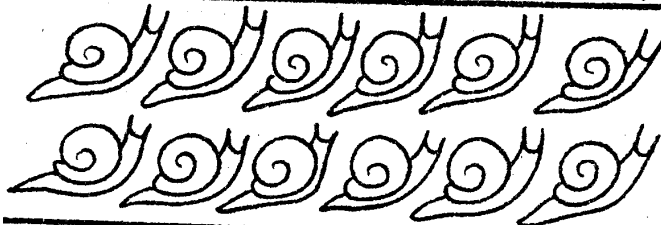
-  =



How many dogs?  
5 run away.

How many left?


-  =



How many snails?  
5 slide away.

How many left?


-  =



How many fish?  
2 swim away.

How many left?

-  =



How many sweets?  
Jeff eats 8.

How many left?

-  =