

MATHEMATICS – GRADE 2

WEEK 3 – DAY 1

Welcome back my little Maths super stars! ☺

I hope you had a relaxing weekend and that you are all ready for this week's Maths.

Date: 4 May 2020

Day: Monday

1. Counting:


This week we will be counting in fives. When we count forwards in fives it is like doing a +5 sum over and over again.

Can you think of things that always come in fives?

I can think of 5 fingers on a hand and starfish have 5 little arms.

Ask your family to think of other ideas and make a list in your book.

I wonder who will think of the most ideas!



Use your 200 chart and count forwards in fives up to 150 as quickly as you can. Do this a few times and then try to count without your 200 chart. Keep practising! Don't give up! I would like you to be able to do this off by heart.


2. Bonds:

This week we will practise +7 every day. You must be able to know the answers without using your 200 chart.

3. Problem Solving:

Read the story carefully. Draw a picture and then complete the sentence.

Christopher has 3 cakes and 21 candles. He must put the same number of candles on each cake. How many candles will he put on each cake.



Christopher will put 7 candles on each cake.

4. Sums:

Grade twos, sometimes when we know one sum it helps us to work out other sums very quickly and easily.


Look at this magic! If $2 + 3 = 5$ then we can do the sum $20 + 30 = 50$ easily. By adding a 0 to each number we have made the numbers 10 times bigger. For all my clever children, we could even make the numbers 100 times bigger and then our sum would read $200 + 300 = 500$.

How easy is that?

I can hear you all saying, "Easy peasy, lemon squeezy!"

It is exactly the same for minus:

If $7 - 3 = 4$, then $70 - 30 = 40$



Try some of your own magic now!

If.....	Then.....
$3 + 4 = 7$	$30 + 40 = 70$
$4 + 5 = 9$	$40 + 50 = 90$
$6 - 1 = 5$	$60 - 10 = 50$
$5 + 5 = 10$	$50 + 50 = 100$
$8 - 2 = 6$	$80 - 20 = 60$
$11 - 5 = 6$	$110 - 50 = 60$
$3 + 9 = 12$	$30 + 90 = 120$
$1 + 8 = 9$	$10 + 80 = 90$
$4 - 2 = 2$	$40 - 20 = 20$
$7 + 6 = 13$	$70 + 60 = 130$
$8 + 7 = 15$	$80 + 70 = 150$
$9 - 6 = 3$	$90 - 60 = 30$
$16 - 6 = 10$	$160 - 60 = 100$
Can you think of your own sums?	

Well done! I am very impressed with you all! Go grade 2!

MATHEMATICS – GRADE 2

WEEK 3 – DAY 2



Goeie môre graad twee kinders! Ons gaan vandag lekker werk. ♥♥♥

Good morning grade 2 children! We are going to work nicely today.

Date: 5 May 2020

Day: Tuesday

1. Counting:

This week we will be counting in fives. When we count backwards in fives it is like doing a -5 sum over and over again.

Did you think of a lot of things that always come in fives? YES / NO

Use your 200 chart and count backwards in fives from 150 as quickly as you can. Do this a few times and then try to count without your 200 chart. Keep practising! Don't give up! I would like you to be able to do this off by heart.

2. Odd and even numbers:

Colour all the even numbers in blue and colour the odd numbers in red.

1	2	3	4	5	6	7	8	9	10
11	12	13	14	15	16	17	18	19	20
21	22	23	24	25	26	27	28	29	30
31	32	33	34	35	36	37	38	39	40
41	42	43	44	45	46	47	48	49	50


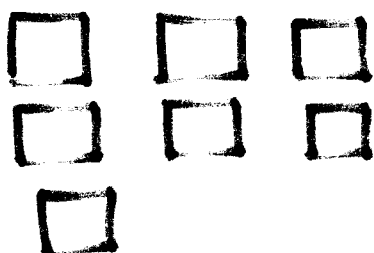
3. Bonds:

This week we will practise +7 every day. You must be able to know the answers without using your 200 chart.

4. Problem Solving:

Read the story carefully. Draw a picture and then complete the sentence.

Henrietta has 14 puzzles that she puts into 2 equal groups. How many puzzles are there in each group?



Henrietta will have 7 puzzles in each group.

5. More and less:

More means plus and less means minus.

Look at my examples:

3 more than 9 is 12

2 less than 8 is 6

$$3 + 9 = 12$$

or

$$9 + 3 = 12$$

$$8 - 2 = 6$$

Tip: When you are doing a plus sum you can swap the numbers around so that the bigger number is first!

Try some more and less on your own now:

Write 2 more than each of these numbers.

45 47

27 29

36 38

59 61

12 14

Write 1 less than each of these numbers.

22 21

100 99

65 64

31 30

43 42

Write 5 more than each of these numbers.

25 30

40 45

55 60

17 22

74 79

Write 10 more than each of these numbers.

7 17

81 91

98 108

24 34

46 56

Write 10 less than each of these numbers.

78 68

105 95

19 9

50 40

63 53

NUMBER FUN FACTS

The number **four** is the only number that has the same number of letters as its value

Although a giraffe's neck is nearly 2 metres long, it only has **seven** bones – that's the same number as in your neck

A penguin can hold its breath for about 2.0 minutes under water.

A flesh-eating shark can have up to 3000 teeth in its mouth

Koalas sleep around 18 hours a day

Your foot has **twenty-six** bones

A bat can eat 3000 insects a night

A snail can sleep for up to **three** years




MATHEMATICS – GRADE 2

WEEK 3 – DAY 3

Dumelang bana.

Na le tsogile botse! I hope you are all well!



Date: 6 May 2020

Day: Wednesday

1. Counting:

Practise the following number patterns. Remember we do not always have to start at 0. We can start with any number, but the rule will still be +5.

0 5 10 15 20 25 30 35 40 45 50 55
85 90 95 100 105 110 115 120 125 130 135
2 7 12 17 22 27 32 37 42 47 52 57

2. Order and compare numbers:

Arrange the following numbers in order from smallest to biggest.

23	4	49	22	17	41	0	35
0	4	17	22	23	35	41	49

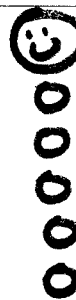
3. Bonds:

This week we will practise +7 every day. You must be able to know the answers without using your 200 chart.

4. Problem Solving:

Read the story carefully. Draw a picture and then complete the sentence.

Raphael has 20 balloons. He shares them amongst his 4 friends. How many balloons will each friend get?



Each friend will get 5 balloons.

5. Sums: A little bit of this and a little bit of that!

You've got this grade twos! ♥♥♥♥

$$20 + 7 = 27$$

$$60 + 8 = 68$$

$$30 + 1 = 31$$

$$40 + 3 = 43$$

$$5 + 10 = 15$$

$$2 + 50 = 52$$

$$9 + 20 = 29$$

$$4 + 70 = 74$$

$$23 = 20 + 3$$

$$17 = 10 + 7$$

$$32 = 30 + 2$$

$$16 = 10 + 6$$

$$39 = 30 + 9$$

$$24 = 20 + 4$$

$$13 = 10 + 3$$


$$41 = 40 + 1$$

$$2 + 2 + 2 + 2 + 2 + 2 = 12$$

$$3 + 3 + 3 + 3 = 12$$

$$5 + 5 + 5 + 5 + 5 + 5 + 5 + 5 = 40$$

$$10 + 10 + 10 + 10 + 10 + 10 + 10 + 10 = 70$$



$$3 \text{ more than } 11 \text{ is } 14$$

$$10 \text{ more than } 24 \text{ is } 34$$

$$4 \text{ more than } 19 \text{ is } 23$$

$$2 \text{ less than } 17 \text{ is } 15$$

$$5 \text{ less than } 30 \text{ is } 25$$

$$10 \text{ less than } 100 \text{ is } 90$$

$$8 + 7 = 15$$

$$7 + 5 = 12$$

$$11 + 2 = 13$$

$$18 - 9 = 9$$

$$14 - 6 = 8$$

$$20 - 10 = 10$$

COLOUR FUN FACTS

Chameleons change the colour of their skin when they are angry or frightened. They also change colour to match their surroundings so that they are camouflaged.

The colours of the rainbow always go in the same order: red, orange, yellow, green, blue, indigo and violet.

Yellow and red together make you hungry that is why fast food chains use this colour combination over and over again. Think of McDonald's!!

A giraffe's tongue is dark blue.

Blue is by far the most popular colour!

What is your favourite colour? Mrs H = blue

Mrs P = red

Miss R = pink


Miss U = light blue



MATHEMATICS – GRADE 2

WEEK 3 – DAY 4

Sawubona! Unjani? Hello! How are you?



Date: 7 May 2020

Day: Thursday

1. Counting:

Practise the following number patterns. Remember we can start with any number when we are counting backwards, but the rule will still be -5.

60 55 50 45 40 35 30 25 20 15 10
150 145 140 135 130 125 120 115 110 105
58 53 48 43 38 33 28 23 18 13 8

2. Bonds:

Ask an adult to time you to see how fast you can do your bonds. You may not use your 200 chart. Work as quickly as you can!

TAKE A DEEP BREATH!!

READY?

GET SET!!

GOOOOO!!

$$8 + 7 = 15$$

$$1 + 7 = 8$$

$$12 + 7 = 19$$

$$5 + 7 = 12$$

$$3 + 7 = 10$$

$$11 + 7 = 18$$

$$13 + 7 = 20$$

$$6 + 7 = 13$$

$$2 + 7 = 9$$

$$7 + 7 = 14$$

$$9 + 7 = 16$$

$$0 + 7 = 7$$

$$10 + 7 = 17$$

$$4 + 7 = 11$$

My time was _____

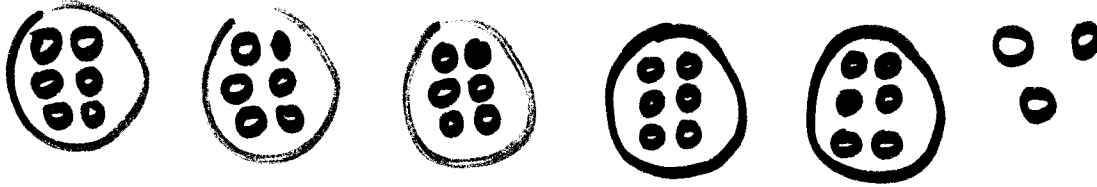
Are you happy with your time? YES / NO

I hope it is
a YES!

3. Problem Solving:

Read the story carefully. Draw a picture and then complete the sentence.

Ryan has 33 dog biscuits. He has 5 dogs. How many dog biscuits will each dog get?



Each dog will get **6** dog biscuits. Ryan will have **3** dog biscuits left.

4. Order and compare numbers:

Arrange the following numbers in order from biggest to smallest.

27	48	9	42	15	37	50	36
50	48	42	37	36	27	15	9

Colour the numbers that are smaller than 10 in blue and bigger than 10 in red.

									10
11	12	13	14	15	16	17	18	19	20

Colour the numbers that are smaller than 30 and bigger than 24 in green.

21	22	23	24	25	26	27	28	29	30
----	----	----	----	-----------	-----------	-----------	-----------	-----------	----

Colour the numbers that are smaller than 40 and bigger than 36 in yellow.

31	32	33	34	35	36				40
----	----	----	----	----	----	--	--	--	----

MORE COLOUR FUN FACTS

Primary colours are blue, red and yellow. Secondary colours are orange, green and purple.

It is said that mosquitoes are attracted to dark colours especially blue. So when you go camping wear light colours and loose fitting long sleeves.

The safest car colour is said to be white.

Do you have green eyes? If so, you are part of a very small group of people in the world. Brown is the most common eye colour.

What colour are your eyes? Mrs H = green
Mrs P = brown Miss R = blue Miss U = green

